

Horizon Infrastructure Limited

I (a) STATEMENT SHOWING SHAREHOLDING PATTERN

SCRIP CODE: HORIZONINF
 QUARTER ENDED : 31.03.2011

CLASS OF SECURITY: EQUITY

PARTLY PAID-UP SHARES	NO OF PARTLY PAID-UP SHARES	AS A % OF TOTAL NO OF PARTLY PAID-UP SHARES	AS A % OF TOTAL NO OF SHARES OF THE COMPANY
HELD BY PROMOTER / PROMOTER GROUP	0	0	0
HELD BY PUBLIC	0	0	0
TOTAL	0	0	0
OUTSTANDING CONVERTIBLE SECURITIES	NO OF OUTSTANDING SECURITIES	AS A % OF TOTAL NO OF OUTSTANDING CONVERTIBLE SECURITIES	AS A % OF TOTAL NO OF SHARES OF THE COMPANY, ASSUMING FULL CONVERSION OF THE CONVERTIBLE SECURITIES
HELD BY PROMOTER / PROMOTER GROUP	0	0	0
HELD BY PUBLIC	0	0	0
TOTAL	0	0	0
WARRANTS	NO OF WARRANTS	AS A % OF TOTAL NO OF WARRANTS	AS A % OF TOTAL NO OF SHARES OF THE COMPANY, ASSUMING FULL CONVERSION OF WARRANTS
HELD BY PROMOTER / PROMOTER GROUP	0	0	0
HELD BY PUBLIC	0	0	0
TOTAL	0	0	0
TOTAL PAID-UP CAPITAL OF THE COMPANY, ASSUMING FULL CONVERSION OF WARRANTS AND CONVERTIBLE SECURITIES	0	0	0

Horizon Infrastructure Limited

DISTRIBUTION OF SHAREHOLDING AS PER CLAUSE 35 OF THE LISTING AGREEMENT FOR THE QUARTER ENDED... 31.03.2011

SCRIP CODE: HORIZONINF

CLASS OF SECURITY: EQUITY

AS ON: NSDL DATA:31/03/2011

CDSL DATA: 31/03/2011

CATEGORY CODE	CATEGORY OF SHAREHOLDER	NUMBER OF SHARE HOLDERS	TOTAL NUMBER OF SHARES	TOTAL NUMBER OF SHARES HELD IN DEMATERIALIZED FORM	TOTAL SHAREHOLDING AS A PERCENTAGE OF TOTAL NUMBER OF SHARES		SHARES PLEDGED OR OTHERWISE ENCUMBERED	
					AS A PERCENTAGE OF (A+B) (VI)	AS A PERCENTAGE OF (A+B+C) (VII)	SHARES (VIII)	PERCENTAGE AS A (IX)= (VIII)/(IV)*100
(I)	(II)	(III)	(IV)	(V)	(VI)	(VII)	(VIII)	(IX)= (VIII)/(IV)*100

(A) PROMOTER AND PROMOTER GROUP

(1) INDIAN



			HICL35	_31032011				
INDIVIDUALS / HINDU UNDIVIDED FAMILY	9	4925290	4726665		45.8593	45.8593	4726665	95.9672
CENTRAL GOVERNMENT / STATE GOVERNMENT(S)	0	0	0		0	0	0	0
BODIES CORPORATE	3	704299	704299		6.5577	6.5577	704299	100.0000
FINANCIAL INSTITUTIONS / BANKS	0	0	0		0	0	0	0
ANY OTHER (SPECIFY)	0	0	0		0	0	0	0
SUB TOTAL (A) (1) :	12	5629589	5430964		52.4170	52.4170	5430964	96.4718
(2) FOREIGN								

INDIVIDUALS (NON-RESIDENT INDIVIDUALS / FOREIGN INDIVIDUALS)
BODIES CORPORATE

INSTITUTIONS

ANY OTHER (SPECIFY)

SUB TOTAL (A) (2) : 0
Total Shareholding of Promoter and Promoter Group 0

(A) = (A) (1) + (A) (2) 12 5629589 5430964 52.4170 52.4170 5430964 96.4718

(B) PUBLIC SHAREHOLDING

(1) INSTITUTIONS

MUTUAL FUNDS / UTI

FINANCIAL INSTITUTIONS / BANKS 0 0 0 0 0 0 0 0

PRINTED ON :05/04/2011

PAGE NO: 1

Horizon Infrastructure Limited

DISTRIBUTION OF SHAREHOLDING AS PER CLAUSE 35 OF THE LISTING AGREEMENT FOR THE QUARTER ENDED... 31.03.2011.


SCRIP CODE: HORIZONINF

CLASS OF SECURITY: EQUITY

AS ON: NSDL DATA:31/03/2011

CDSL DATA: 31/03/2011

CATEGORY CODE	CATEGORY OF SHAREHOLDER	NUMBER OF SHARE HOLDERS	TOTAL NUMBER OF SHARES	TOTAL NUMBER OF SHARES HELD IN DEMATERIALIZED FORM	TOTAL SHAREHOLDING AS A PERCENTAGE OF TOTAL NUMBER OF SHARES		SHARES PLEDGED OR OTHERWISE ENCUMBERED AS A	PERCENTAGE
					AS A PERCENTAGE OF(A+B) (VI)	AS A PERCENTAGE OF(A+B+C) (VII)		
(I)	(II)	(III)	(IV)	(V)	(VI)	(VII)	(VIII)	(IX)= (VIII)/(IV)*100
	CENTRAL GOVERNMENT / STATE							



CENTRAL GOVERNMENT / STATE

GOVERNMENT(S) VENTURE CAPITAL FUNDS						
INSURANCE COMPANIES						
FOREIGN INSTITUTIONAL INVESTORS	1	2845	2845	0.0265	0.0265	
FOREIGN VENTURE CAPITAL INVESTORS						
SUB TOTAL (B) (1) : (2) NON-INSTITUTIONS	1	2845	2845	0.0265	0.0265	
BODIES CORPORATE						
	122	3722423	2062250	34.6594	34.6594	
INDIVIDUALS						
INDIVIDUAL SHAREHOLDERS HOLDING NOMINAL SHARE CAPITAL UPTO RS. 1 LAKH.	2276	427668	377106	3.9820	3.9820	
INDIVIDUAL SHAREHOLDERS HOLDING NOMINAL SHARE CAPITAL IN EXCESS OF RS. 1 LAKH	20	877531	780031	8.1707	8.1707	
ANY OTHERS						
CLEARING MEMBER	35	68655	68655	0.6392	0.6392	
MARKET MAKER						
OFFICE BEARERS						
FOREIGN NATIONALS						
NON RESIDENT INDIANS (REPAT)	10	10229	10229	0.0952	0.0952	
NON RESIDENT INDIANS (NON REPAT)	2	1060	1060	0.0099	0.0099	
TRUSTS						
SUB TOTAL (B) (2) :	2465	5107566	3299331	47.5565	47.5565	
Total Public Shareholding						
(B) = (B) (1) + (B) (2)	2466	5110411	3302176	47.5830	47.5830	
TOTAL (A) + (B)	2478	10740000	8733140	100.0000	100.0000	0 0.0000

PRINTED ON :05/04/2011

PAGE NO: 2


Horizon Infrastructure Limited

DISTRIBUTION OF SHAREHOLDING AS PER CLAUSE 35 OF THE LISTING AGREEMENT FOR THE QUARTER ENDED... 31.03.2011

SCRIP CODE: HORIZONINF CLASS OF SECURITY: EQUITY

AS ON: NSDL DATA:31/03/2011 CDSL DATA: 31/03/2011

CATEGORY	CATEGORY OF SHAREHOLDER	NUMBER OF SHARE HOLDERS	TOTAL NUMBER OF SHARES	TOTAL NUMBER OF SHARES HELD IN DEMATERIALIZED FORM	TOTAL SHAREHOLDING AS A PERCENTAGE OF TOTAL NUMBER OF SHARES	SHARES PLEDGED OR OTHERWISE ENCUMBERED NUMBER OF AS A
----------	-------------------------	----------------------------	---------------------------	---	--	---



(I)	(II)	(III)	(IV)	(V)	AS A PERCENTAGE OF(A+B) (VI)	AS A PERCENTAGE OF(A+B+C) (VII)	SHARES (VIII)	PERCENTAGE (IX)= (VIII)/(IV)*100

(C) SHARES HELD BY CUSTODIANS AND AGAINST WHICH DEPOSITORY RECEIPTS HAVE BEEN ISSUED								
(1) Promoter and Promoter Group								
(2) Public								
SUB TOTAL		0			0.0000			

GRAND TOTAL(A)+(B)+(C) :		2478	10740000	8733140	100.0000	100.0000		

NOTE :
1 (b) .NAME, NUMBER OF SHARES HELD & PERCENTAGE OF ENTITIES/ PERSONS HOLDING MORE THAN 1% OF THE TOTAL SHARES OF THE COMPANY IS AS PER ANNEXURE

PRINTED ON :05/04/2011


PAGE NO: 3



I (d) STATEMENT SHOWING DETAILS OF LOCKED - IN SHARES

SR. NO.	NAME OF SHAREHOLDER	CATEGORY OF SHAREHOLDER (PROMOTERS/PUBLIC)	NUMBER OF LOCKED-IN SHARES	LOCKED-IN SHARES AS A PERCENTAGE OF TOTAL NUMBER OF SHARES {i.e., GRAND TOTAL (A)+(B)+(C) INDICATED IN STATEMENT AT PARA (I)(a) ABOVE }
1				
TOTAL :				

PRINTED ON: 05/04/2011 NSDL DATA: 31/03/2011 CDSL DATA: 31/03/2011 PAGE NO: 1



II (a) STATEMENT SHOWING DETAILS OF DEPOSITORY RECEIPTS(DRS)

SR NO	NAME OF THE DR HOLDER	NUMBER OF SHARES UNDERLYING	SHARES UNDERLYING OUTSTANDING DRs AS A PERCENTAGE OF TOTAL NUMBER OF SHARES
		OUTSTANDING DRs {i.e., GRAND TOTAL	(A)+(B)+(C) INDICATED
		IN STATEMENT AT PARA (I)(a) ABOVE }	
<hr/>			
1		NIL	
<hr/>			
TOTAL :			

PRINTED ON:
PAGE NO: 1

05/04/2011

NSDL DATA:

31/03/2011

CDSL DATA:

31/03/2011



II (b) STATEMENT SHOWING HOLDING OF DEPOSITORY RECEIPTS (DRs), WHERE UNDERLYING SHARES ARE IN EXCESS OF 1% OF THE TOTAL NUMBER OF SHARES

SR. NO.	NAME OF THE DR HOLDER	TYPE OF OUTSTANDING DR (ADRs, GDRs, SDRs, etc.)	NUMBER OF SHARES UNDERLYING OUTSTANDING DRs	SHARES UNDERLYING OUTSTANDING DRs AS A PERCENTAGE OF TOTAL NUMBER OF SHARES {i.e., GRAND TOTAL (A)+(B)+(C) INDICATED IN STATEMENT AT PARA (I)(a) ABOVE}
1		GDRs	NIL	
TOTAL :				

PRINTED ON: 05/04/2011 NSDL DATA: 31/03/2011 CDSL DATA: 31/03/2011 PAGE NO: 1

